










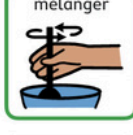







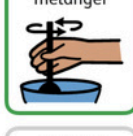






Choco-TASSE-tastique

Un gâteau au chocolat facile et prêt en 5 minutes !



| | | | | |
|---|---|---|---|---|
|  |  |  |  | 3 cuillères de farine |
|  |  |  | | 2 cuillères de sucre |
|  |  | | | 1 cuillère de cacao |
|  | $\frac{1}{2}$  | | | Demi sachet de levure |
|  | mélanger | | | |
|  |  |  |  | 3 cuillères de lait |
|  |  |  | | 2 cuillères d'huile |
|  | mélanger | | | |
|  | 1 minute  | 1 minute au micro-ondes | | |
|  | Régalez-vous !! | | |  |